

PSR-SCP- 24UC/ESM4/2X1/1X2


Order No.: 2963718



<http://eshop.phoenixcontact.co.uk/phoenix/treeViewClick.do?UID=2963718>

Safety relay to emergency stop and safety door monitoring up to SIL 3 or Cat. 4, PL e according to EN ISO 13849, one- or two-channel operation, manually supervised activation, 2 enabling current paths, nominal input voltage 24 V AC/DC



Commercial data	
EAN	4  017918 599379
Pack	1
Customs tariff	85364900
Product key	CNA112
Country of Origin	DE
Catalog page information	Page 20 (IF-2009)

Product notes

WEEE/RoHS-compliant since:
30/03/2006



Please note that the data given here has been taken from the online catalog. For comprehensive information and data, please refer to the user documentation at <http://www.download.phoenixcontact.com>. The General Terms and Conditions of Use apply to Internet downloads.

Technical data

Input data	
Nominal input voltage U_N	24 V AC/DC
Input voltage range in reference to U_N	0.85 ... 1.1
Typical input current at U_N	140 mA AC
	65 mA DC

Voltage at input/start and feedback circuit	Approx. 24 V DC
Typical response time	20 ms (Monitored/manual start)
Typical release time	45 ms (single-channel)
	10 ms (two-channel)
Concurrence input 1/2	Infinite
Recovery time	1 s
Max. permissible overall conductor resistance	Approx. 50 Ω (Input and start circuits at U _N)

Output data

Contact type	2 enabling current paths
	1 signaling current path
Contact material	AgSnO ₂ , + 0.2 μm Au
Maximum switching voltage	250 V AC/DC
Minimum switching voltage	15 V AC/DC
Limiting continuous current	6 A (N/O contact)
Maximum inrush current	6 A
Inrush current, minimum	25 mA
Sq. Total current	$72 \text{ A}^2 (I_{TH}^2 = I_1^2 + I_2^2)$
Interrupting rating (ohmic load) max.	144 W (24 V DC, τ = 0 ms)
	288 W (48 V DC, τ = 0 ms)
	77 W (110 V DC, τ = 0 ms)
	88 W (220 V DC, τ = 0 ms)
	1500 VA (250 V AC, τ = 0 ms)
Maximum interrupting rating (inductive load)	48 W (24 V DC, τ = 40 ms)
	40 W (48 V DC, τ = 40 ms)
	35 W (110 V DC, τ = 40 ms)
	35 W (220 V DC, τ = 40 ms)
Switching capacity min.	0.4 W
Output fuse	10 A gL/gG NEOZED (N/O contact)
	6 A gL/gG NEOZED (N/C contact)

General data

Width	22.5 mm
Height	99 mm
Depth	114.5 mm
Ambient temperature (operation)	-20 °C ... 55 °C

Ambient temperature (storage/transport)	-40 °C ... 70 °C
Relay type	Electromechanically forcibly guided, dust-proof relay.
Mechanical service life	Approx. 10 ⁷ cycles
Mounting position	Any
Category according to EN 13849-1	4
Stop category	0
Name	Air and creepage distances between the power circuits
Standards/regulations	DIN EN 50178/VDE 0160
Rated surge voltage / insulation	6 kV / Safe isolation, increased insulation
Rated insulation voltage	250 V
Pollution degree	2
Surge voltage category	III

Connection data

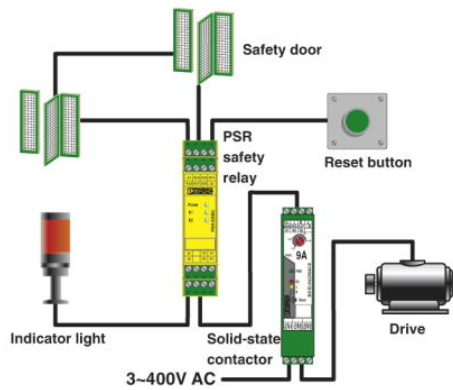
Conductor cross section solid min.	0.2 mm ²
Conductor cross section solid max.	2.5 mm ²
Conductor cross section stranded min.	0.2 mm ²
Conductor cross section stranded max.	2.5 mm ²
Conductor cross section AWG/kcmil min.	24
Conductor cross section AWG/kcmil max	12
Stripping length	7 mm
Screw thread	M3
Connection method	Screw connection

Certificates

Certification CUL Listed, GOST, TUEV-RH, UL Listed

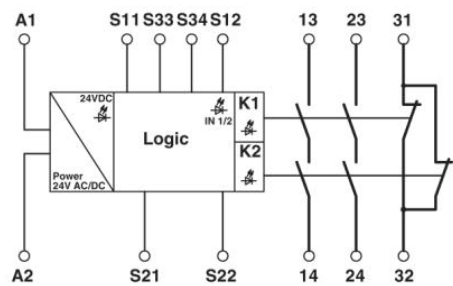
Drawings

Application drawing



Example of a safety door application with a PSR safety relay PSR-ESM4.

Circuit diagram



1 = logics

Connection data incl. use groups





Address

PHOENIX CONTACT Ltd
Halesfield 13
Telford / Shropshire / TF7 4PG,England
Phone 01952 681 700
Fax 01952 681 799
<http://www.phoenixcontact.co.uk>



Phoenix Contact Ltd.
Technical modifications reserved;